
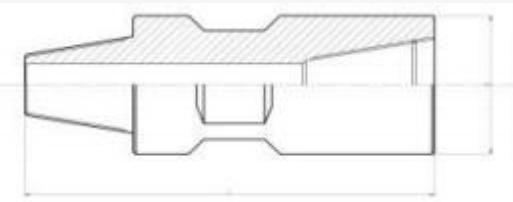


07


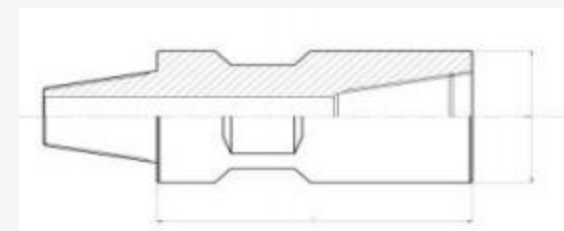
DTH Drill Adapters




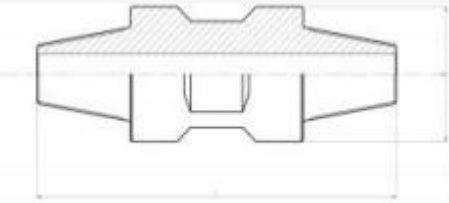
Adapters

Picture	Pin Thread	Box Thread	Diameter/A	Length/L(mm)	Weight/kg	
	API 2-3/8REG	API 2-3/8REG	76	200-300	5.5-8.5	
	API 2-3/8REG	API 2-3/8REG	83	200-500	7-8	
	API 2-3/8REG	API 2-3/8REG	89	200-500	7.5 -20.5	
	API 2-7/8REG	API 2-7/8REG	102	200-500	10.5-30	
	API 3-1/2REG	API 3-1/2REG	114	200-500	12-35	
	API 3-1/2REG	API 3-1/2REG	127	200-500	14-41	
	API 3-1/2REG	API 3-1/2REG	133	200-500	16-48	
	API 4-1/2REG	API 4-1/2REG	140	200-500	18-51	
	API 5-1/2REG	API 5-1/2REG	152	200-500	20-60	
	API 6-5/8REG	API 6-5/8REG	178	200-500	26-80	
	API 7-5/8REG	API 7-5/8REG	194	200-500	30-95	
		CUB 21#	CUB 21#	89	200-500	7.5 -20.5
		CUB 21#	CUB 21#	102	200-500	10.5-30
		CUB 24#	CUB 24#	102	200-500	10.5-30
CUB 28#		CUB 28#	114	200-500	12-35	
CUB 28#		CUB 28#	127	200-500	14-41	
Z 2-1/2		Z 2-1/2	102	200-500	10.5-30	
DIBH 3-1/8		DIBH 3-1/8	102	200-500	10.5-30	
DIBH 3-1/2	DIBH 3-1/2	114	200-500	12-35		


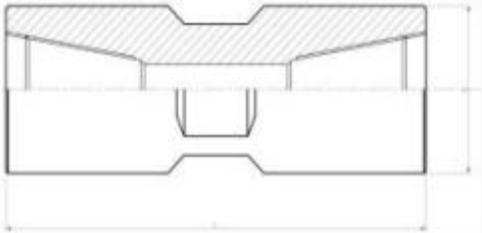
Adapters

Picture	Pin Thread	Box Thread	Dia./A(mm)	Length/L(mm)	Weight/kg
 	API 2-3/8REG	API 2-7/8REG	102	200-300	10-17
	API 2-3/8REG	API 3-1/2REG	114	200-500	12-35
	API 2-7/8REG	API 2-3/8REG	102	200-500	10-30
	API 2-7/8REG	API 3-1/2REG	114	200-500	12-35
	API 2-7/8REG	API 4-1/2REG	140	200-500	18-51
	API 3-1/2REG	API 2-3/8REG	114	200-500	12-35
	API 3-1/2REG	API 2-7/8REG	114	200-500	12-35
	API 3-1/2REG	API 4-1/2REG	140	200-500	18-51
	API 4-1/2REG	API 3-1/2REG	140	200-500	18-51
	API 4-1/2REG	API 5-1/2REG	168	200-500	25-73
	API 5-1/2REG	API 4-1/2REG	168	200-500	25-73
	API 5-1/2REG	API 6-5/8REG	178	200-500	26-80
	API 6-5/8REG	API 5-1/2REG	178	200-500	26-80
	API 6-5/8REG	API 4-1/2REG	178	200-500	26-80
	API 6-5/8REG	API 7-5/8REG	194	200-500	30-95

Adapters

Picture	Pin Thread	Pin Thread	Dia./A(mm)	Length/L(mm)	Weight/kg
 	API 2-3/8REG	API 2-3/8REG	76	100-500	5.5-14.5
	API 2-3/8REG	API 2-7/8REG	102	100-500	10.5-30
	API 2-3/8REG	API 3-1/2REG	114	100-500	12-35
	API 2-7/8REG	API 2-7/8REG	102	100-500	10.5-30
	API 2-7/8REG	API 2-3/8REG	102	100-500	10.5-30
	API 2-7/8REG	API 3-1/2REG	114	100-500	12-35
	API 2-7/8REG	API 4-1/2REG	114	100-500	12-35
	API 3-1/2REG	API 3-1/2REG	114	100-500	12-35
	API 3-1/2REG	API 2-3/8REG	114	100-500	12-35
	API 3-1/2REG	API 2-7/8REG	140	100-500	18-51
	API 3-1/2REG	API 4-1/2REG	140	100-500	18-51
	API 4-1/2REG	API 4-1/2REG	140	100-500	18-51
	API 4-1/2REG	API 3-1/2REG	140	100-500	18-51
	API 4-1/2REG	API 5-1/2REG	168	100-500	25-73
	API 5-1/2REG	API 5-1/2REG	168	100-500	25-73
	API 5-1/2REG	API 4-1/2REG	168	100-500	25-73
	API 5-1/2REG	API 6-5/8REG	168	100-500	25-73
	API 6-5/8REG	API 6-5/8REG	178	100-500	26.5-80.5
	API 6-5/8REG	API 5-1/2REG	178	100-500	26.5-80.5
	API 6-5/8REG	API 4-1/2REG	178	100-500	26.5-80.5
API 6-5/8REG	API 7-5/8REG	194	100-500	30-95	
API 7-5/8REG	API 7-5/8REG	194	100-500	30-95	

Adapters

	Box Thread	Box Thread	Dia./A(mm)	Length/L(mm)	Weight/kg
 	API 2-3/8REG	API 2-3/8REG	76	200-500	5.5-14.5
	API 2-3/8REG	API 2-7/8REG	102	200-500	10.5-30
	API 2-3/8REG	API 3-1/2REG	114	200-500	12-35
	API 2-7/8REG	API 2-7/8REG	102	200-500	10.5-30
	API 2-7/8REG	API 3-1/2REG	114	200-500	12-35
	API 2-7/8REG	API 4-1/2REG	140	250-500	18-51
	API 3-1/2REG	API 3-1/2REG	114	250-500	12-35
	API 3-1/2REG	API 4-1/2REG	140	250-500	18-51
	API 4-1/2REG	API 4-1/2REG	140	250-500	18-51
	API 4-1/2REG	API 2-7/8REG	140	250-500	18-51
	API 4-1/2REG	API 5-1/2REG	168	250-1000	25-73
	API 5-1/2REG	API 5-1/2REG	168	300-1000	25-73
	API 5-1/2REG	API 6-5/8REG	168	300-1000	25-73
	API 6-5/8REG	API 6-5/8REG	168	300-1000	25-73
	API 6-5/8REG	API 4-1/2REG	168	300-1000	25-73
	API 6-5/8REG	API 7-5/8REG	178	300-1000	26.5-80.5
API 7-5/8REG	API 7-5/8REG	178	300-1000	26.5-80.5	